

Update Features

May 2018

Version 06.22

Build 60



TELUS | HEALTH
Assyst Rx-A

What's New?

The 'What's New' Enhancements section has the most significant changes of the update, while other changes are included in their appropriate sections.

Hyperlinks are now being used in the Update Features list. An underlined title in the What's New section will identify the text as a hyperlink. Clicking on the selected hyperlink will move the cursor to a section in the document for more detailed information.

TELUS Help is available with release notes, documentation and videos. Help can be accessed from multiple locations in the application (click on the Help icon or keyboard shortcut F1) or by clicking on the following link:

<http://page.telushealth.com/webinars-assyst-rxa.html>

Assyst Rx-A Enhancements

The splash screens reflect changes to TELUS branding.

For easier viewing, the [Written and Expiry Dates](#) have been added to the top of the Prescription Process window.

[Multiple labels](#) can now be printed from the patient profile.

["Live" Chat](#) is now available for communicating directly from the desktop to a support agent.

[Reports](#) can be emailed from the Printer List window.

We have added two adjudication reports to the [Additional End of Day Reporting](#) menu.

We now integrate with [Provident](#) Central Fill.

[SK DIS Only](#), addition of Structured Dosage, Pharmacist Prescribe and User passwords.

[Manitoba Only](#), we have made some changes to the Manitoba Formulary update.

[Jamaica Only](#), we have added an 'ND' label code and updated the Drug Formulary process for AIS and Medicus.

Assyst Rx-A Application Changes

We have made multiple [changes](#) within the application to enhance functionality.



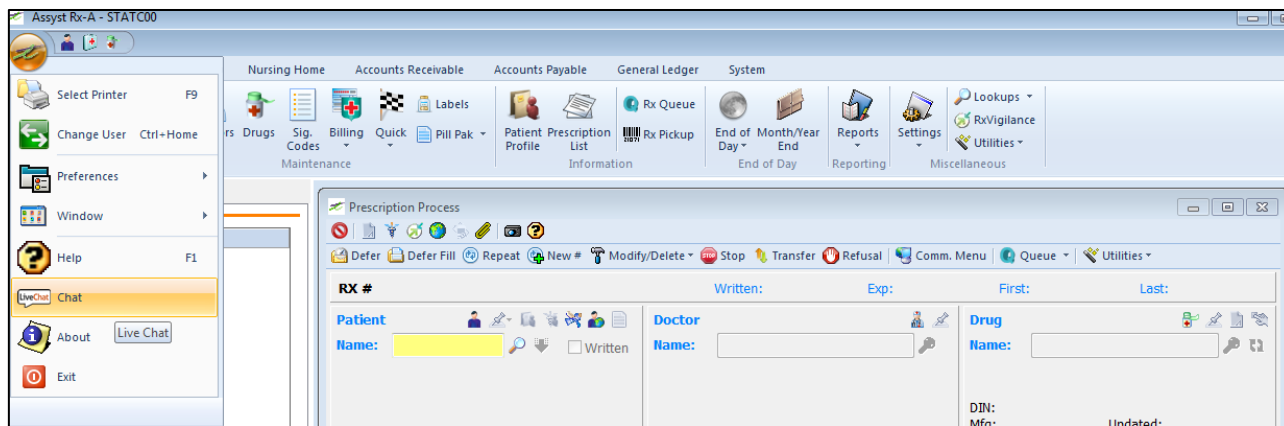
Assyst Rx-A Enhancements

Additional EOD Reporting

Two new reports have been added to the Additional End of Day Reporting, these are: PharmaNet Adjudication and Third Party Adjudication reports.

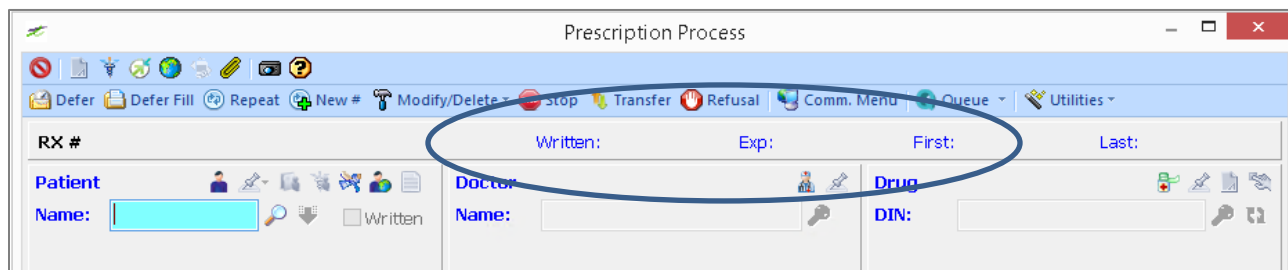
“Live” Chat

A “Live” Chat capability has been added to the Pharmacy module. This allows for direct communication to a Customer Support agent from your desktop.



Prescription Process – Written and Expiry Dates



We have added the Written and Expiry Dates to the top of the window for easier viewing.



Providen

The application now integrates with Providen Central Fill.

Reports – Emailing

An  Email Icon has been added to the Printer Job Listing window. A report that has been printed to “File” can be emailed by clicking on this icon. To access the Printer Job Listing window, select: the TELUS button, Select Printer and then the  Job List icon.


Structured Dosage and Pharmacist Prescribe

These additions are only for Saskatchewan pharmacies only but are not mandatory at this point in time.

Structured Dosage

Sig Code Maintenance – We have added a new Structured Dosage section and an Import/Export SIG option.

Lookups – We have added a Structured Dosage Lookup.

Prescription Process – There is a new Structured Dosage icon  to the right of the Sig input field, to be used to enter in manual Structured Dosage.

Pharmacist Prescribe

This is only used when it is the pharmacist that is the prescriber for a prescription. This requires the pharmacist to be setup as a doctor, the Sask. Ident is set to the pharmacist licence number and the Org ID needs to be set as Sask. Pharmacist. There is an additional field that you will be prompted to populate in the DIS Required Fields window when entering or filling a new prescription. The pharmacist will also be prompted for the Therapy Type on all of these types of prescriptions.

For auditing purposes, there is label that can be printed called PresAuth OrderSK.

Passwords for all user types now require at least 2 numbers and a special character as well as the upper and lower case letters. The password length remains the same.

A discontinue is no longer required on a repeat new number prescription if you do not want to stop the prescription locally.

Manitoba Formulary Changes

These additions are only for Manitoba pharmacies only. We have made some changes to the Manitoba Formulary update. We have created a range that allows the user to only affect the drug code on a specific range of codes or if left as default which is 0 to 0, this will not affect any drugs at all. We have also added a check box to have all drugs no longer on the formulary be set to a default drug code.

Jamaica Formulary Changes

Jamaica Only, we have added an 'ND' label code and updated the Drug Formulary process for AIS and MedeCus. This window will no longer default to MedeCus but the user can still select this option. We added the Pack Size and the Pack Quantity to the grid. The AIS grid results can now be exported to Excel along with the Pack Size and the Pack Quantity. The Discrepancy Report will now export to Excel and also include the drugs do not have an AIS/MedeCus number.

Assyst-Rx-A Application Changes

Batch Filling

The ability to reprint labels from prescriptions processed thru batch filling is now available. The option to print for one patient or from one patient to the end of the batch is available and can be accessed by clicking on the Print Label (CTRL+L) button in the Valid Fill Scripts window. This function will only print labels that have successfully been run through the batch. Prescriptions filled using the fill (CTRL+F) button or the claim is rejected will not be included in this new feature.

Drug Maintenance

All keyboard shortcuts will now function properly when the focus is on the ordering tab.

When using the cancel button or when a drug name has been blanked out, the Save prompt will no longer display.

When using the cancel button or when switching tabs, the Substitute DIN field will now save or enable, when required.

A status error 91/00 will no longer display when cancelling out of the print dialog window. New compounds will no longer have to be saved before printing a compound report.

When the rank field is blank, the prompt to populate this field will only display when the record is saved.

When opening a drug record with 3 order numbers then closing it, opening a drug record with 2 order numbers on it, there will no longer be an error.

Fixed some bleed through fields between the Ordering tab and the Additional tab.

Drug Markup/Fee Table

All unnecessary toolbar shortcuts have been disabled.

Drug Quick Maintenance

When selecting Vendor from Field1 or 2 (and using a numeric vendor) the leading zeroes will no longer be removed.

Help Functionality

The following screens have had the F1 help added:

ARCTLMNT	AR control file
ARVIEW	Receipt Detail from AR details in Customer Maintenance
VIEWER	Release Notes document viewer
POCLOSE	Purchase Order close PO window
FIXAUDIT	Fix program screen displaying results after FIXAUDIT has been run
RECVERIFY	POS Receiving screen
RXCHGRPT	Rx/POS interface window
RX-PROC	Rx filling screen and all related pop-up windows

Label Formats

The EC code has been expanded to print a message for all primary payers. Private payers and DPIN will print four responses and first line of the message. Sask. Health will print the account number and workstation, along with one response code. PharmaNet will print four response codes and the second line of the message. The CPHA adjudication messages codes have been added, these are F1 (1-4), F2 (1-4) and F3 (1-4).

Label Printing

Multiple labels can now be reprinted from the patient profile.

The 'P' option in the queue function has been expanded to include Multiple Prescription Labels.

From the Print Report/Labels window, the same functions as in the Prescription Label line.

Nursing Home

Batch Fill will now display MY/MZ warnings. MY/MZ forced rejection messages will also show in the warnings on the valid fills after the batch has been filled. When printing the full errors batch report, the full batch will print including any warnings that came up after the batch was processed. To view prescriptions that had communication errors only, you still need to print separately. The snapshots (in the valid fill window) will update as each prescription is displayed. The communication error report will no longer display a status 91 on PRINTER1 message.

Ordering

For McKesson orders, users now have the option to use their new web services ordering method.

Patient Maintenance

The Family Doctor and Loyalty Card lookup fields will now have the validation take place on leaving the field instead of when the record is saved.

Patient Medication Exchange

The initials validation will check the entry (whether upper or lower case) before continuing on with the PME process. CPHA adjudication messages have been added as bookmarks.

Patient Quick Maintenance

During the export, there are now fields available for the drug acquisition cost and CPHA adjudication messages.

When running this report as an additional end of day report from a workstation, there will no longer be an error.

When running this report as an additional end of day report, the drop down options will now save as they are set.

When running this report as Detailed (or Summary) by Drug, there will no longer be a drug name included in the page break line.

When running this report, the user will no longer receive a status 96 when using the Patient Lookup range as one of the filters.

When running this report and printing it to Screen, the Zoom function is not functional in this window so it will display as greyed out.

Pill Pak

The paper report will no longer strip off the 0 on a quantity if entered in the top section of the Pill Pak.

Plain Paper Landscape MAR Chart

The remaining quantity will print at the end of the Doctor line (after the Qty, Form, Mfg).

If the prescription is deferred, the word DEFER will print on the last line between the last filled date and DIN.

Prescription Process

Prescription Queue - Regardless of how the profile is accessed, queueing an Rx as R will add to the Queue as Repeat, H will add to queue as a repeat with a Rush status.

Prescription Queue – User will now have to enter a password when prompted and can no longer escape so that queued prescriptions are not lost.

When using the Recalculation window, any changes will be reflected with a rebill and resend to the Third Party, if applicable.

Using the Alt+Tab keys (while in the free form SIG field) will no longer cause the application to freeze.

When using the ignore SIG formatting checkbox, the application will function without an error message being displayed.

When the prescription is a remote fill, we will no longer be checking the inventory levels on the drug and warning the User if the stock levels are too low.

Comm Menu – When doing a Request for Totals for a single third party or all third parties at once, the results will update and display properly.

BC Only, when a prescription is on the local profile only, the user will be able to successfully send the prescription to Pharmanet using the ReXmit button.

Reminders

When in Week View, all reminders will now display as expected.

Reporting

Additional End of Day Report – Prescription List - when set to 0 days, this will only include results for the current day.

Accumulated Totals Report – The correct BIN will now show on the printed report.

Below Min Report and Print PO - The extended cost, both when printed to screen and to paper will no longer truncate. When the option “All Items on One PO” is selected (when the vendor start and end value is the same) the vendor name will be added to the purchase order along with the associated order numbers.

Compound Report – If the amount is less than one, this report will now print a zero before the decimal place.

The unit cost for each drug has been added and will display 4 decimal places. The total cost (which was already showing) has had the title changed from Acq. Cost to Total Cost. The full description of the drug will now print, as well.

When this report is printed from the prescription, a total drug cost line underneath the ingredients is now included.

Drug Usage – The report types ‘Most and Least’ used will no longer display ‘??’ in the printed report. The 12th period will now be included, as well.

Daily Summary Report - The disclaimer (in the Third Party Totals section) has been updated to clarify that the patient share amounts are being reporting in the total values.

Vendors

Vendors Nu-Quest and AP Martin have been added. Both of these new vendors have the ability for catalogues, ordering and invoices.

Value Drug Mart has updated their FTP ordering feature and these changes have been added to the application.

Third Party Maintenance

DPIN only, a new checkbox called “Use Rules’ has been added. If this new flag remains unchecked, it will continue to add the markup to the dispensing fee when the prescription is submitted. If this new flag is checked, the prescription will be submitted using the rules as defined on the billing calculation.