

Update Features

January 2019

Version 06.23

Build 28

Assyst Rx-A



What's New?

The 'What's New' section has the most significant changes of the update, while other enhancements are included in their appropriate sections.

Hyperlinks are now being used in the Update Features list. An underlined title in the What's New section will identify the text as a hyperlink. Clicking on the selected hyperlink will move the cursor to a section in the document for more detailed information.

TELUS Help is available with release notes, documentation and videos. Help can be accessed from multiple locations in the application (click on Help icon or keyboard shortcut F1) or by clicking on the following link:

<http://page.telushealth.com/webinars-assyst-rxa.html>

Assyst Rx-A

We now have the ability to [Auto Update](#) your software application.

We have added [operating system messages](#) for outdated equipment.

The [Purge Log](#) will create a log file that will take a snapshot of who ran the purge and when as well as what purge was run and the settings that were set.

We have added a QN [label codes](#) for Jamaica pharmacies for label requirements.

[Drug Maintenance](#) – New Drug Change Warning

Assyst Rx-A Changes

We have made multiple [changes](#) within the application to enhance functionality.

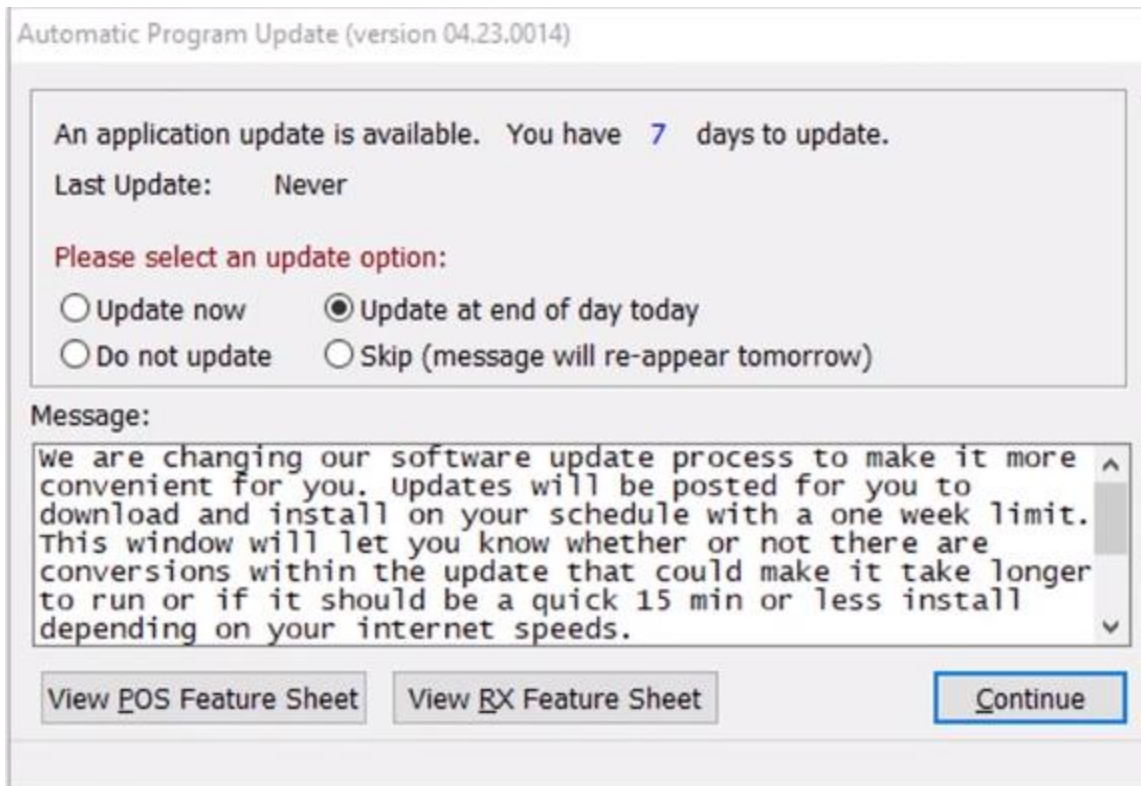
Assyst Rx-A Enhancements

Auto Update

We now have the ability to update the software application automatically. This function will allow us to distribute software updates in a timely fashion and ensure all our clients have the newest features and the latest changes. There is still some user control in this process which is discussed in detail in the following video link:

<https://vimeo.com/289120804/a401ee7a4a>

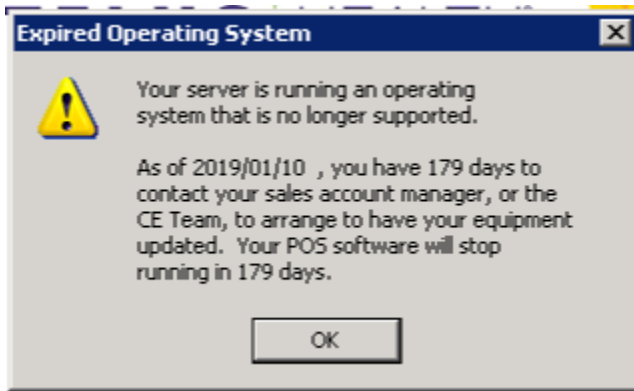
Here is a sample of the window you will now see when you log into the application and an update is ready for you:



Operating System Messages for Outdated Equipment

We have added an operating system message that will appear once each day when the application is opened. You will have a countdown visible to you in this window, the countdown has a 180 days. Once the 180 days has counted down, you will see an expired message appear when opening the application. These messages will either state 'Your server' or 'Your workstation' depending on the machine that the application is being opened on.

Sample Message:

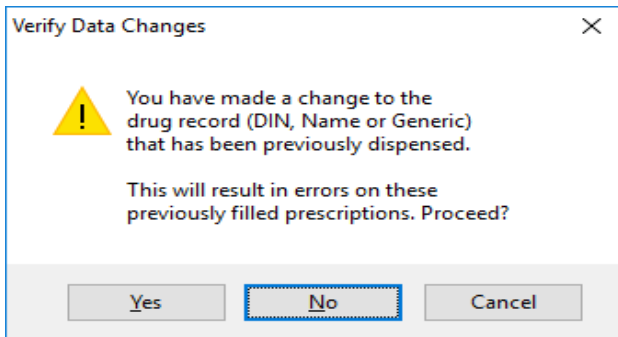


Sample Expired Message:



Drug Maintenance – New Drug Change Warning

You will receive a warning prompt when in Drug Maintenance and the DIN, Drug Name or Generic Name fields are changed that have been previously dispensed. You will see the following prompt:



Your options are:

Yes – This option will allow the field to remain changed and if the user saves this change, the changes will be saved with no further prompting.

No – This option will revert the changes to the field.

Cancel – This option will allow the field to remain changed, if the user saves this change, they will be prompted with the same warning but only given the options of Yes or No. The user will not be able to escape past this second prompt and must answer the prompt.

Purge Log

The Purge Log will create a log file that will take a snapshot of who ran the purge and when as well as what purge was run and the settings that were set.

Sample Entry:

Rx purge done on May 4, 2018 Started: 4:09 PM by SYS Purge date set was: 20130504 Purging narcotics to 20110504 (Purging only)

Ended: 5:12 PM Total Records Purged: 1375554

New Label Codes

Jamaica users, a new QN label code has been added. It will work with the existing QU code to print all prescriptions filled during the time specified behind the code. For example, QU30 will print all prescriptions that have been filled within the last 30 minutes, 99 will include prescriptions for the whole day. The QN code will print the NHF requested information per prescription with subtotals at the bottom. The patient and doctor name are required but must be added to the label separately.

Assyst Rx-A Application Changes

Drug Maintenance

Supplementary Information will only save when properly requested.

We cleaned up the window when User is switching tabs as some fields were bleeding through.

Patient Profile

For BC User, in the local patient profile, there will no longer be a linkage error when resending a prescription to Pharmanet using the ReXmit button.

Queue, when requesting multiple labels for a patient, we have cleaned up this routine so that only the labels requested print for the specified patient.

When viewing the adjudication window on a prescription after the filling process is completed, you will now see the HOST totals as well as the LOCAL totals displayed.

Prescription Process

Drug Warnings will now appear once per patient, per drug, per filling session.

Prescription Warnings on a narcotic prescription will now be displayed on any fill starting with the most current to the oldest. This is already the prescription warning behaviour on regular prescriptions.

When modifying various fields on a prescription that effect the prescription total distribution, a rebill will now be performed. Areas that have been changed are:

- Modifying the RX Qty field
- Modify the Drug on the prescription
- Modify the Duration field
- Modify the Current Drug Cost, using the Modify Hammer

For BC users, when receiving a message back from Pharmanet, the message will now word wrap if it is longer than 60 characters.

For MB users, when filling a prescription and receiving the MY/MZ from DPIN and overriding the rejection with an intervention code, the HOST information was blank when viewing the adjudication detail after the prescription was completed. We now display the HOST information returned by DPIN after the intervention code has been received.

For SK users, when using Structured Dosage a SigCode longer than 15 characters can be entered without consequence.

Structured Dosage window, the keyboard shortcut for this window has been changed to Alt & O because it was the same as another function in the Prescription Process window.

Patient Quick Maintenance

In the Rx Drug Filters tab, the Date Range fields now default correctly as 0000/00/00 to 9999/99/99.

Purge Functions

When purging purchase orders, the window title will now display correctly.

When purging the adjudication file, it will use the date range set by the user.

Reports

Patient Quick Maintenance – Sort Changes, to ensure that the report results are sorting correctly, when generating this report by Detail, the Sort field will no longer be available for selection and this field will default as Sequence.

With this additional option available it was overwriting the primary sort results.